


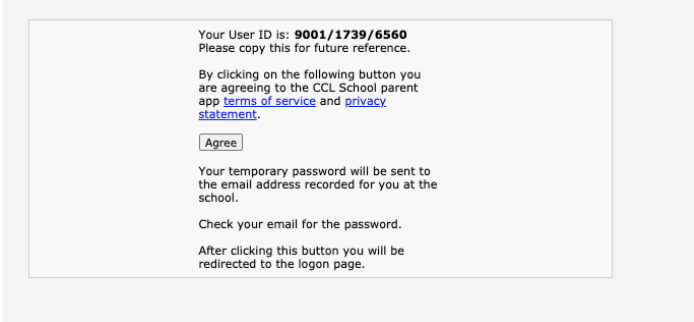






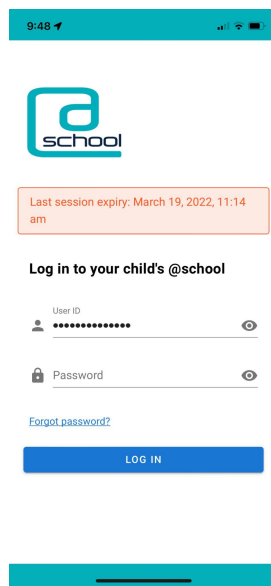
## Caregiver App Set Up: Instructions for Parents

<p>1. Read the email your school has sent you</p>	
<p>2. Scroll down to the bottom of the email</p> <p>3. Take note of your user ID number</p> <p>4. Click on the blue link</p>	<p>User ID: 9001/1 </p> <p>The link in the email will time out in ONE WEEK on Tuesday 09th Feb 2021</p> <p>You will have to ask the school for a new email with a new link if it times out</p> <p>This does not apply once you have logged on for the first time. -There is no timeout after you have logged on.</p> <p>Please click on the link to access @school App</p> <p><a href="https://www.atschool.co.nz/external/email_login_form.php?ipstate=L3JKV1JxWFhDRNRWaERjczhWNWxwMHjyWU8kbDQamlibWQ2NTBBNnJWU203eTJleDh0TnIwRTZuVmjPNzZ3NzJEtMfMfSFRsTGJrdFg1MXOrbnhQcWFBVUwhTGxEZzFulQJyJkZNDemN6bmbNDg0VGo5cU400TRITzMWL0N1ZkpFMySTGZNMHJCaUzJtMHRWTVJWmNXy1ZLbm9hSdc2V0g4201blJd1cmxL2RmUld4cXBlal1FD0ZIMG68SVRORTNoSw==">https://www.atschool.co.nz/external/email_login_form.php?ipstate=L3JKV1JxWFhDRNRWaERjczhWNWxwMHjyWU8kbDQamlibWQ2NTBBNnJWU203eTJleDh0TnIwRTZuVmjPNzZ3NzJEtMfMfSFRsTGJrdFg1MXOrbnhQcWFBVUwhTGxEZzFulQJyJkZNDemN6bmbNDg0VGo5cU400TRITzMWL0N1ZkpFMySTGZNMHJCaUzJtMHRWTVJWmNXy1ZLbm9hSdc2V0g4201blJd1cmxL2RmUld4cXBlal1FD0ZIMG68SVRORTNoSw==</a> </p> <p>Please Note: Your temporary password will be sent to you after you have accepted the terms and conditions. Please remember to change your password after you log</p> <p>Thank you! @school</p> <p>Version 21.106</p>
<p>5. Click “Agree” You will then be sent a second email</p>	
<p>6. Open the email that was just sent to you</p> <p>7. Take note of the password in this email</p>	<p>Your @school temporary password </p> <p> <b>noreply@atschool.co.nz</b> via etap.co.nz to me ▾</p> <p>Your temporary password for @school App is:</p> <p>sunshine</p> <p>Version 21.120</p>

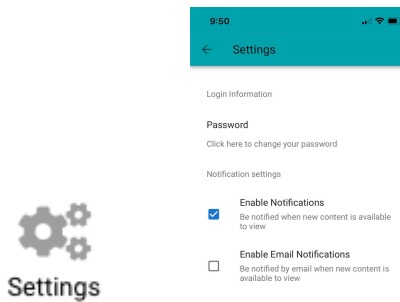
8. In your phone go into your app store/Play store and search for the icon called @School Mobile and download this



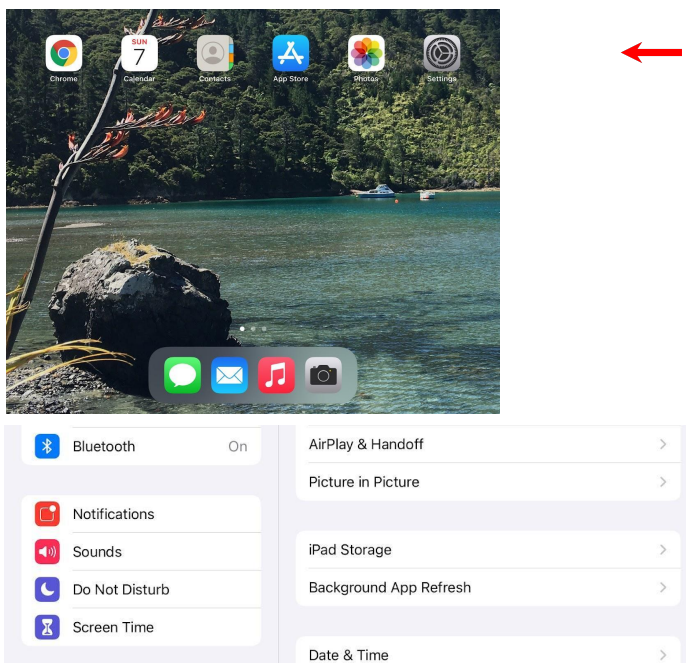
9. Enter your user ID number (from email number 1) and your password (from email number 2)  
10. Log In



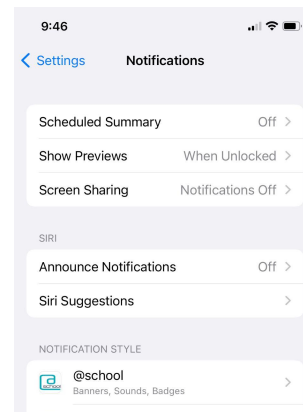
11. IN THE APP click on settings  
12. Tick enable notifications



13. IN YOUR PHONE click open settings  
14. Click on notifications  
15. Turn on notification for chrome browser on phone - (android)



16. Find @school app and click on arrow on right



17. Turn on "Allow notification"

