

# at

Trace over the word.

at at at at

Write the word.


---

---

What words use 'at'?



b \_ \_ \_



c \_ \_ \_



h \_ \_ \_



r \_ \_ \_



m \_ \_ \_

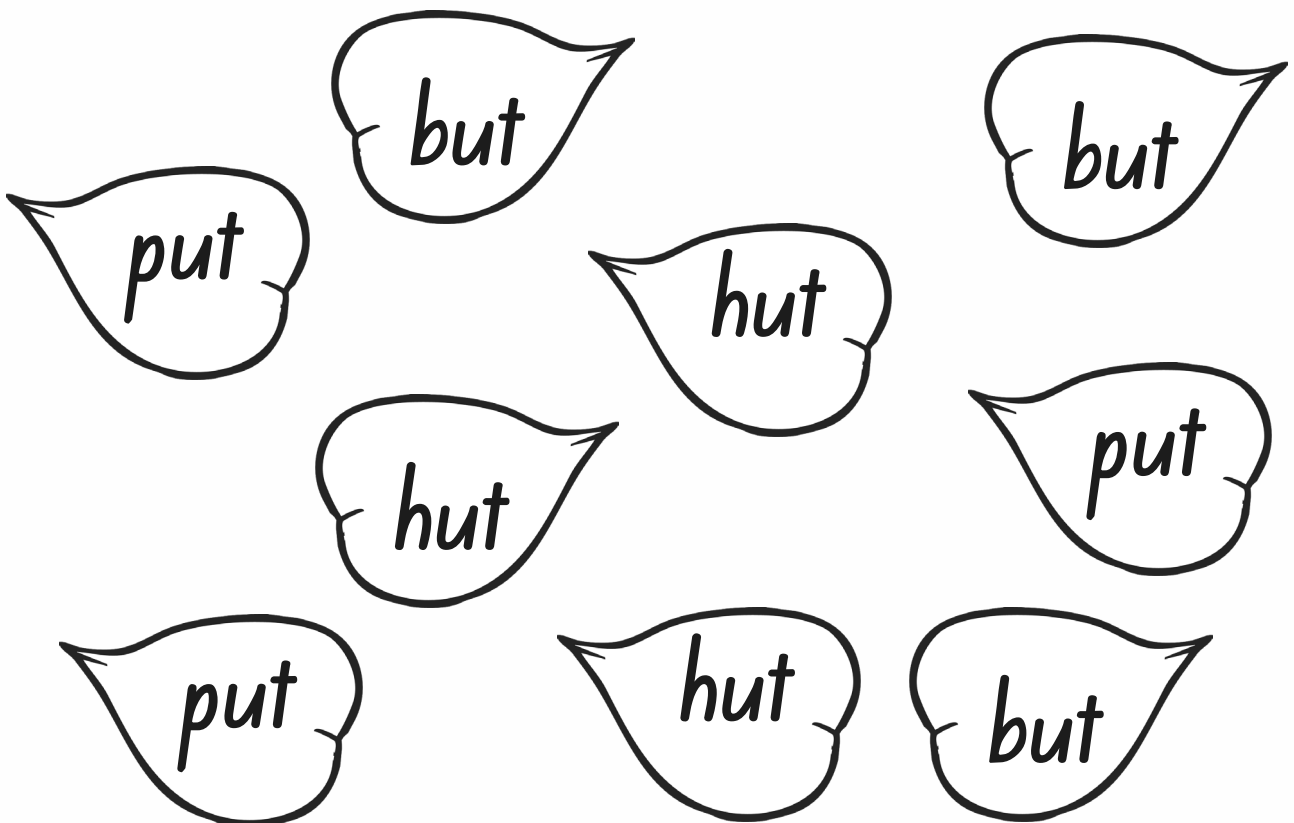
# but

Trace over the word.

but but but but

Write the word.

Colour the leaves with the word 'but'.



# for

Trace over the word.

for for for for

Write the word.

---

---

Finish the sentence and colour in the picture.

I went \_\_\_\_ a swim.



# got

Trace over the word.

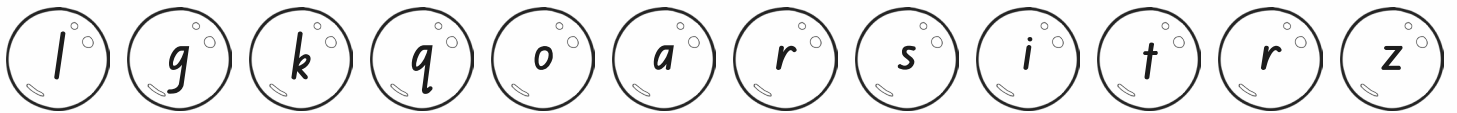
got got got got

Write the word.

---

---

Colour the bubbles that spell 'got'.



Underline the words that spell 'got'.

got tog gto got ogt got  
tog got tog ttg

# had

Trace over the word.

had had had had

Write the word.

---

---

Colour all the shapes that spell 'had'.

had

dad

hda

ahd

ahd

dha

hha

had

dha

dad

# he

Trace over the word.

he he he he

Write the word.

---

---

Finish the sentences.

\_\_\_ has a yellow T-shirt.

\_\_\_ has red shorts.

\_\_\_ has blue shorts.

\_\_\_ has a black book.

Now colour the boy to match the sentences.




# is

Trace over the word.

is is is is

Write the word.

Colour the bananas with the word 'is'.



# of

Trace over the word.

of of of of

Write the word.

---

---

Colour in the big word and then trace over the small words that spell 'of'.

fo ov off  
of ov  
of ov fo fo  
fo off fo of



# on

Trace over the word.

on on on on

Write the word.

---

---

Complete the sentences and then colour in the picture.

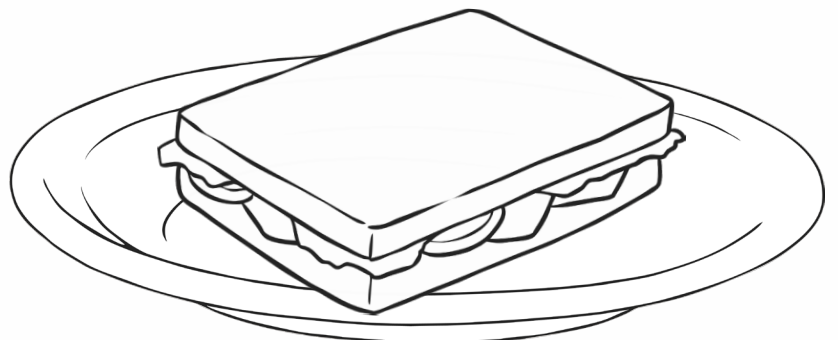
The book is \_\_\_ the table.

The hat is \_\_\_ the boy.

The sandwich is \_\_\_ the plate.

The ball is \_\_\_ the field.

The ants are \_\_\_ the floor.



# she

Trace over the word.

she she she she

Write the word.

---

---

Write in the word to finish the sentence.

\_\_\_ is eating an apple.



# SO

Trace over the word.

SO SO SO SO

Write the word.

---

---

Find 'so' in the word search 10 times.

s	o	f	s	o	u	b
o	a	h	g	l	s	o
q	i	s	o	b	e	t
s	x	m	k	v	j	s
o	n	s	o	z	r	o
p	d	w	e	a	y	c
s	o	c	b	d	s	o

# that

Trace over the word.

that that that that

Write the word.

---

---


Colour in the word 'that' and then design your own t-shirt.

I don't like that food.

I really enjoy watching that TV show.

I love that T-shirt!

I think that you are lovely.



# then

Trace over the word.

then then then then

Write the word.

---

---

Underline the word 'then' in these sentences:

We are eating tea, then going to bed.

We went to school, then we went home.

I brushed my teeth and then I got dressed.

Mum is going to town, then going to the library.

Colour the letters that spell 'then'.

w t q t u g h a e m o n

# there

Trace over the word.

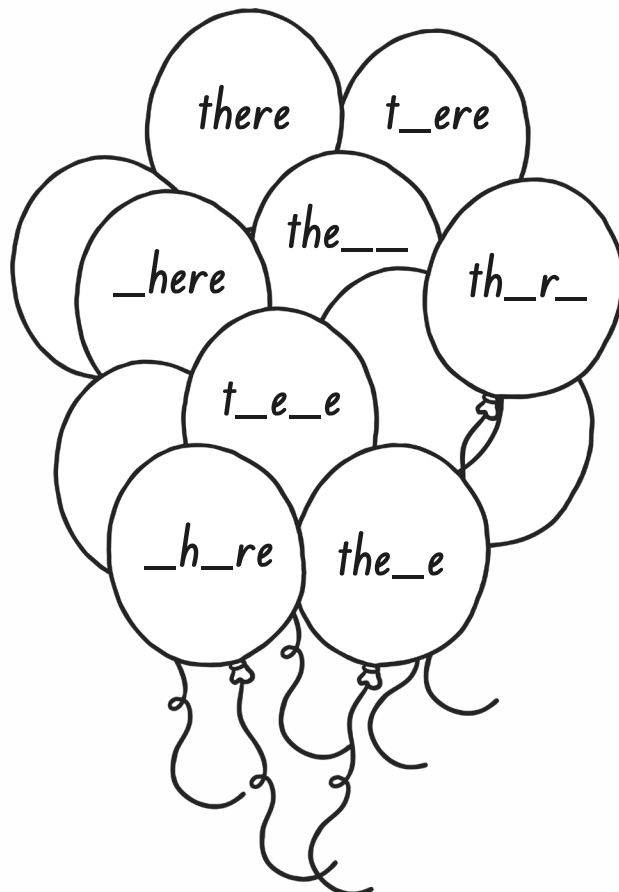
there there there there

Write the word.

---

---

Fill in the missing letters to make 'there' in the balloons.







# they

Trace over the word.

they they they they

Write the word.

Colour the clouds with 'they' in them.



# up

Trace over the word.


up up up up

Write the word.

---

---

Colour the suns and the moons that spell 'up'.





# went

Trace over the word.

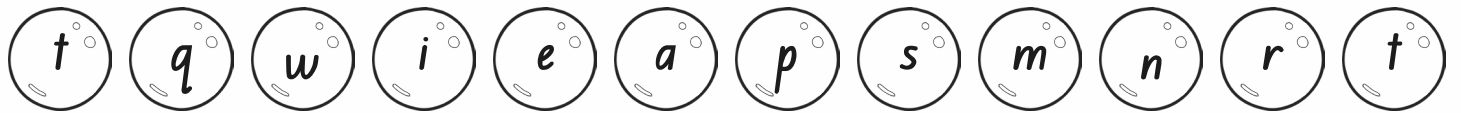
went went went went

Write the word.

---

---

Colour the bubbles that spell 'went'.



Write 'went' in the gaps.

I \_\_\_\_\_ to school.

We \_\_\_\_\_ on the bus.

My dad \_\_\_\_\_ shopping.

My mum \_\_\_\_\_ on the train.

# when

Trace over the word.

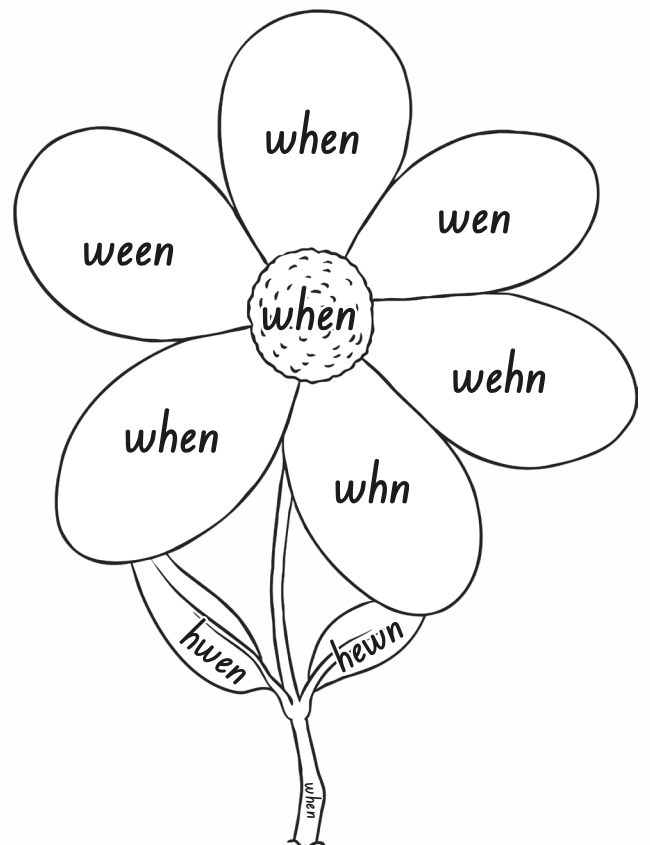
when when when when

Write the word.

---

---

Colour the parts of the flower that spell 'when'.



# you

Trace over the word.

you you you you

Write the word.

---

---

Fill in the blanks.


Are \_\_\_\_ coming for tea?

Do \_\_\_\_ like my shoes?

I think \_\_\_\_ are nice.

I would like \_\_\_\_ to be my friend.

Draw a picture of you and  
your friend.



# Do You Know Your Words?

Colour the different types of fruit and vegetables if you can spell each of the list words.

